



IITR
Intranet Speedtest Guide
For
Windows

Contents:

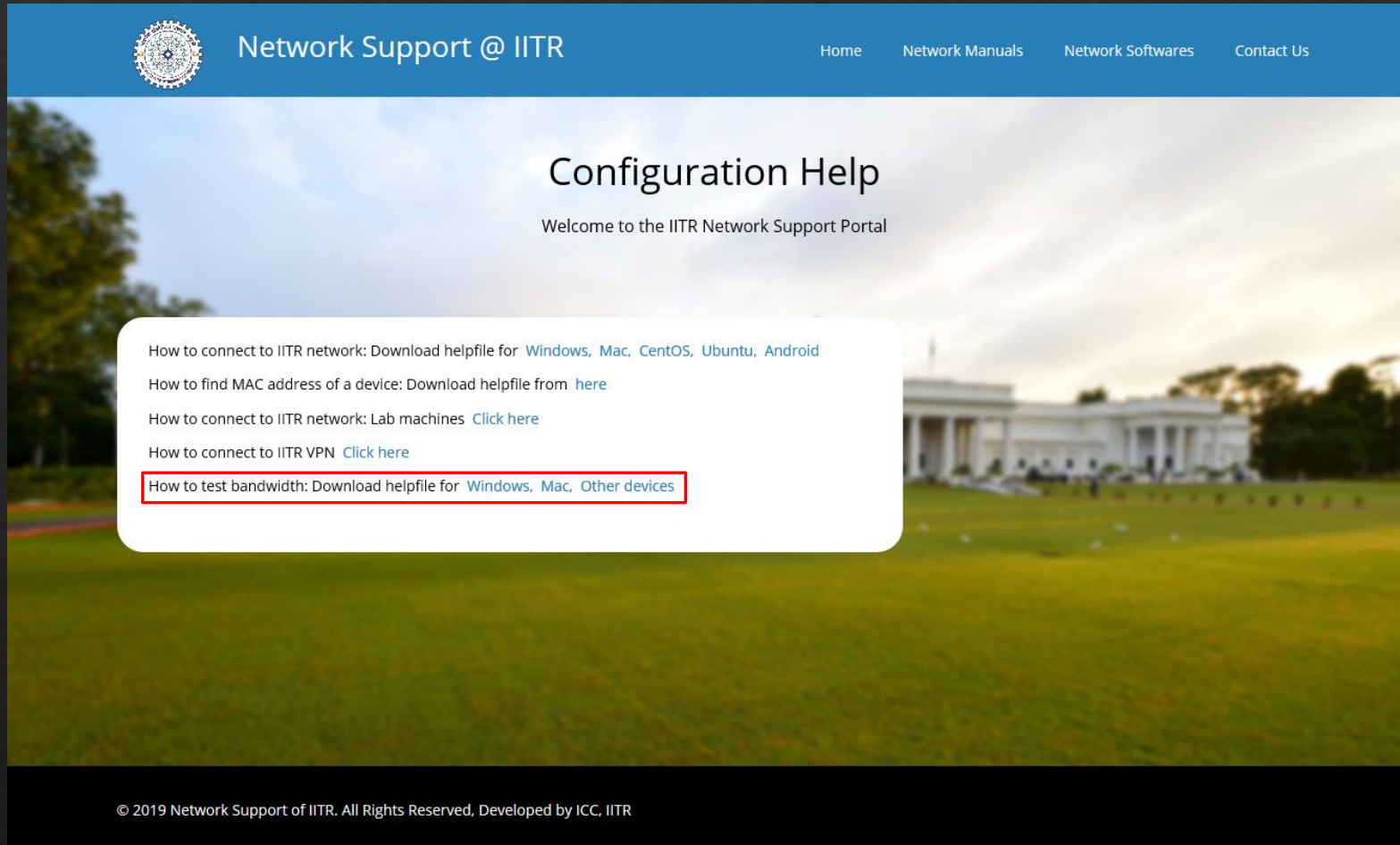
1. Bandwidth criteria specified by IITR.
2. Download Speedtest software from IITR Website.
3. Run Speedtest software.

1. Bandwidth criteria specified by IITR

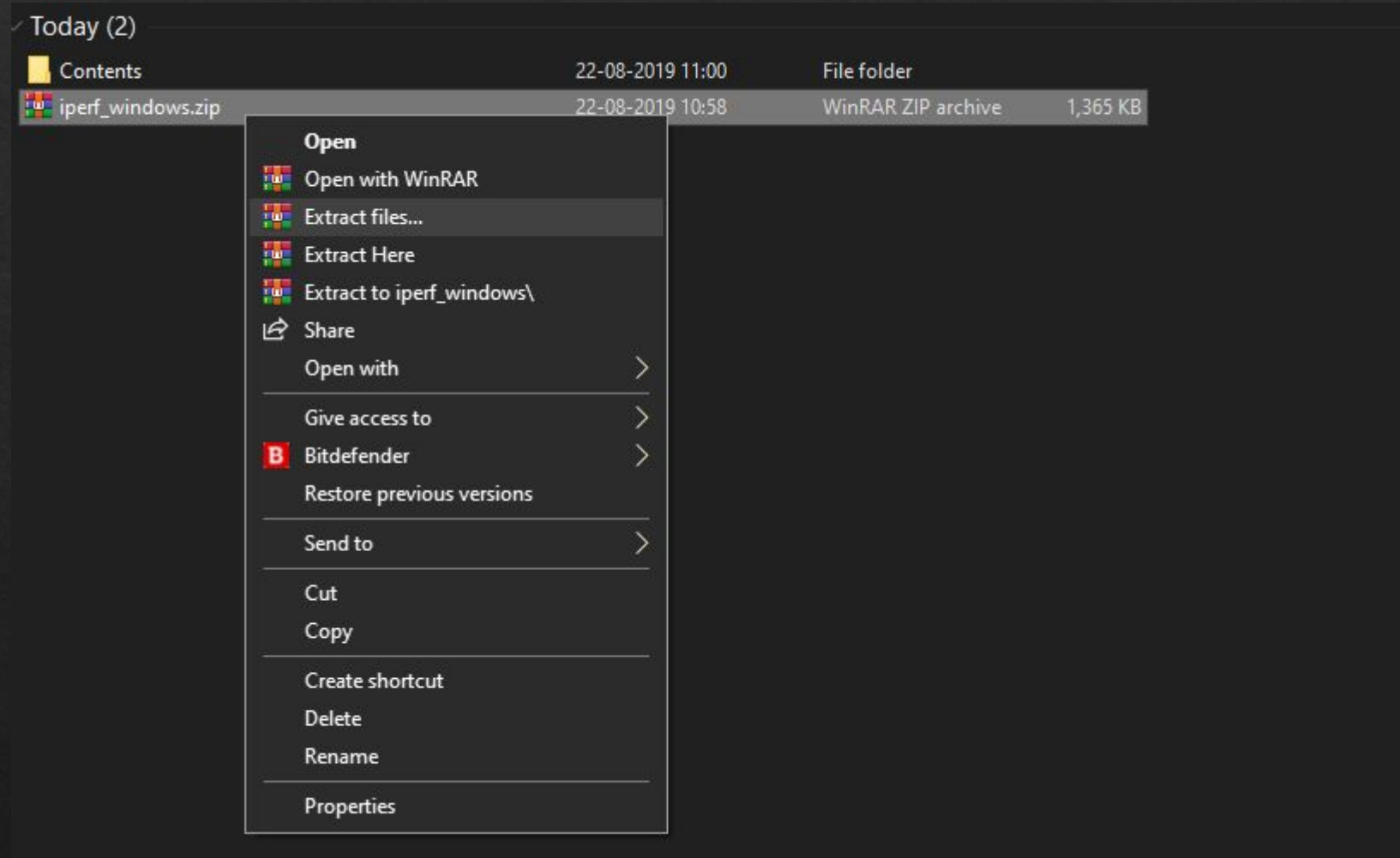
- Wired link to provide a Minimum speed of 40 Mbps per user on the LAN side across campus.
- Wireless link to provide a Minimum speed of 40 Mbps per user on the LAN side at residences.
- Wireless link to provide a Minimum speed of 20 Mbps per user on the LAN side at hostels and departments.
- Wireless link to provide a minimum speed of 10 Mbps per user on the LAN side in open areas for 30 concurrent users.

2. Download Speedtest software and select your OS.

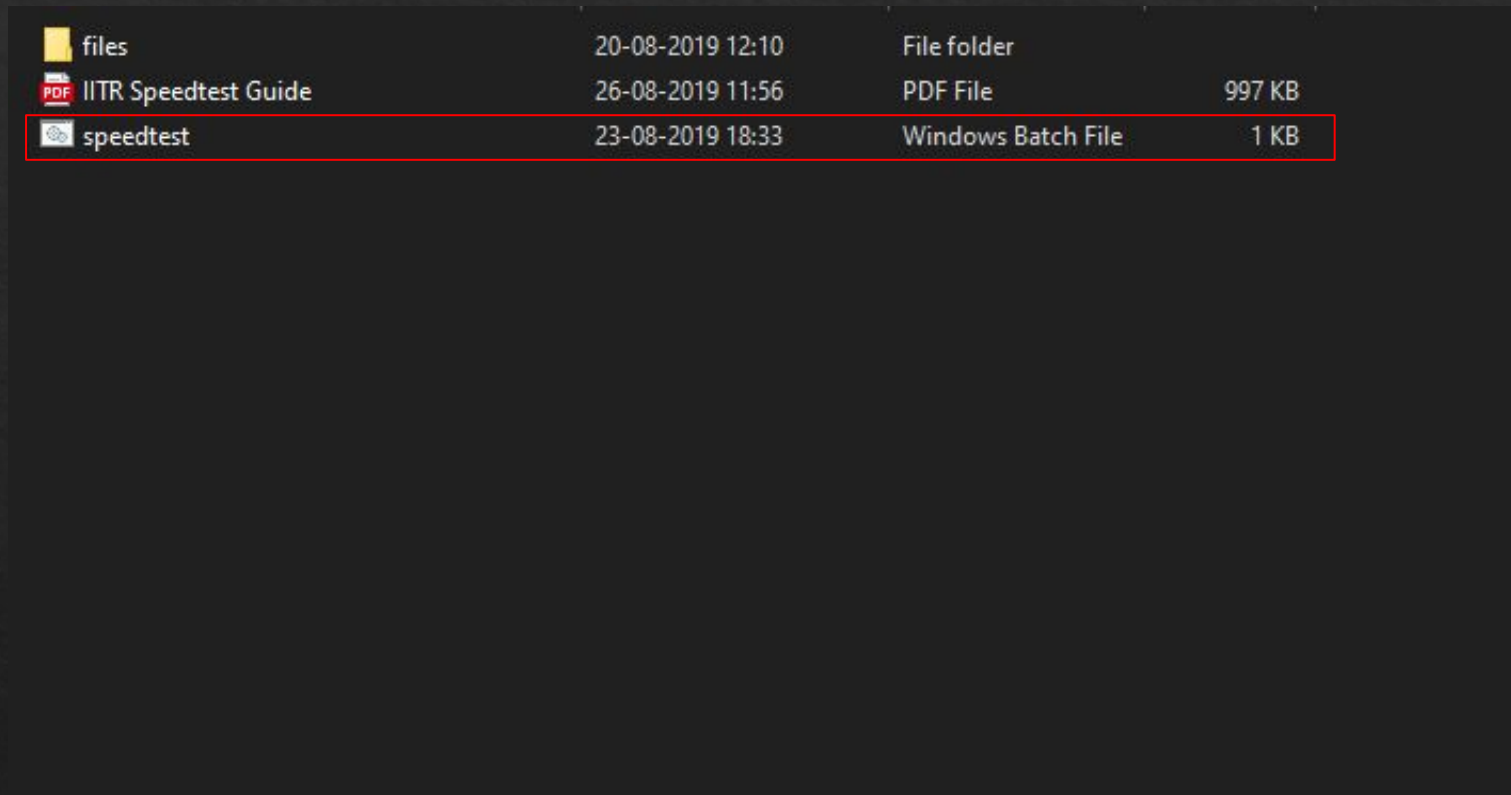
Goto <https://www.iitr.ac.in/support/faq/howto.html>




The screenshot shows the 'Network Support @ IITR' website. The header is blue with the IITR logo and navigation links: Home, Network Manuals, Network Softwares, and Contact Us. The main content area has a background image of a large white building on a green lawn. The title 'Configuration Help' is centered, followed by the subtitle 'Welcome to the IITR Network Support Portal'. A white box contains a list of links: 'How to connect to IITR network: Download helpfile for Windows, Mac, CentOS, Ubuntu, Android', 'How to find MAC address of a device: Download helpfile from here', 'How to connect to IITR network: Lab machines Click here', 'How to connect to IITR VPN Click here', and 'How to test bandwidth: Download helpfile for Windows, Mac, Other devices'. The last link is highlighted with a red box. The footer is black with the text '© 2019 Network Support of IITR. All Rights Reserved, Developed by ICC, IITR'.

3. Run Speedtest software (Extract File)



3. Run Speedtest software (Contd...)



 files	20-08-2019 12:10	File folder	
 ITR Speedtest Guide	26-08-2019 11:56	PDF File	997 KB
 speedtest	23-08-2019 18:33	Windows Batch File	1 KB

3. Run Speedtest software (Contd...)

```

C:\> SPEEDTEST
*****SPEEDTEST IS RUNNING*****

-----
Connecting to host speedtest.iitr.ac.in, port 5275
[ 4] local 10.61.17.52 port 52613 connected to 192.168.143.48 port 5275
[ ID] Interval      Transfer    Bandwidth
[ 4]  0.00-1.00    sec  25.4 MBytes  213 Mbits/sec
[ 4]  1.00-2.00    sec  27.0 MBytes  227 Mbits/sec
[ 4]  2.00-3.00    sec  23.1 MBytes  194 Mbits/sec
[ 4]  3.00-4.00    sec  25.2 MBytes  212 Mbits/sec
[ 4]  4.00-5.00    sec  27.1 MBytes  228 Mbits/sec
-----
[ ID] Interval      Transfer    Bandwidth
[ 4]  0.00-5.00    sec  128 MBytes  215 Mbits/sec  sender
[ 4]  0.00-5.00    sec  128 MBytes  214 Mbits/sec  receiver

iperf Done.
-----
Press any key to exit...

```

This is your machine speed to IITR speedtest server.

For any query please contact **network-support@iitr.ac.in**

OR

Raise your ticket @ - <https://network-support.iitr.ac.in/>

Thank You

ICC, IITR

